

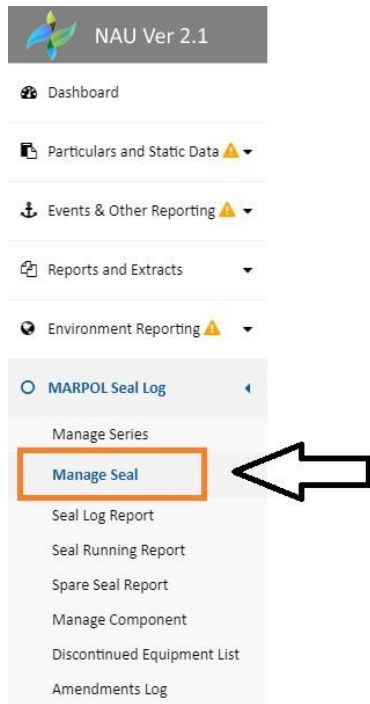


**MARPOL Seal Log Guidance
Seal Log Amendment Request
For Deleting Series**

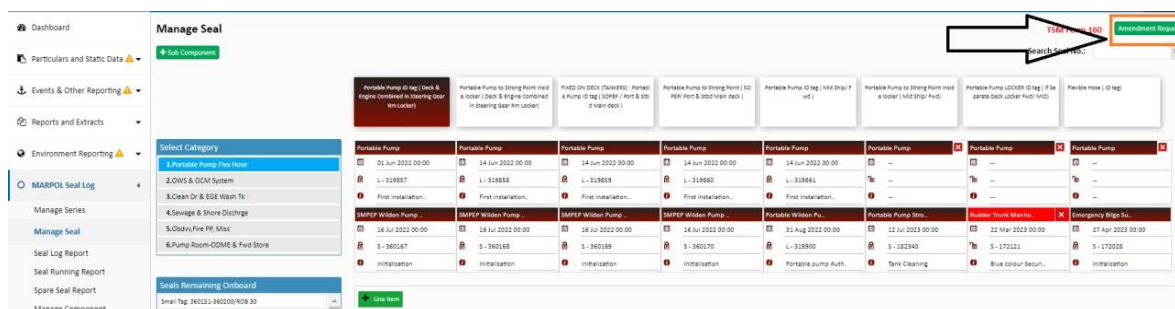
NAU Lite Seal Amendment Request

Step 1 – Login to NAU Lite

Step 2 – Go to Manage Seal page.



Step 3 – Click on Amendment Request button.



NAU Lite Seal Amendment Request

Step 4 – Please proceed to make amendments for below listed features (as applicable)

For Deleting Series

Management Area

Select Category

1. Portable Pump Flex Hose
2. OWS & OCM System
3. Clean Dr & EGE Wash Tk
4. Sewage & Shore Discharge
5. Obdvv, Fire PP, Misc
6. Pump Room-ODME & Fwd Store

Portable Pump ID tag (Deck & Engine Combined in Steering Gear Rm Locker)	Portable Pump to Strong Point Inside locker (Deck & Engine Combined in Steering Gear Rm Locker)	FIXED ON DECK (TANKERS) : Portable Pump ID tag (SOPEP / Port & Stbd Main deck)	Portable Pump to Strong Point Inside locker (Deck & Engine Combined in Steering Gear Rm Locker)
Portable Pump	Portable Pump	Portable Pump	Portable Pump
01 Nov 2023 11:..	02 Nov 2023 11:..	9/19/2023 11:5..	11/2/2023 11:5..
S - 1006	S - 1010	S - 1003	S - 1007
PSC Inspection..	PSC Inspection..	OWS Discharge ..	Faded s

Seals Remaining Onboard

Small Tag: 1001-1050/ROB 40		
Small Tag: 1051-1100/ROB 50		
Large Tag: 2001-2050/ROB 50		

- Click on the “Delete icon” (as shown below)
- Proceed to click on “OK” button

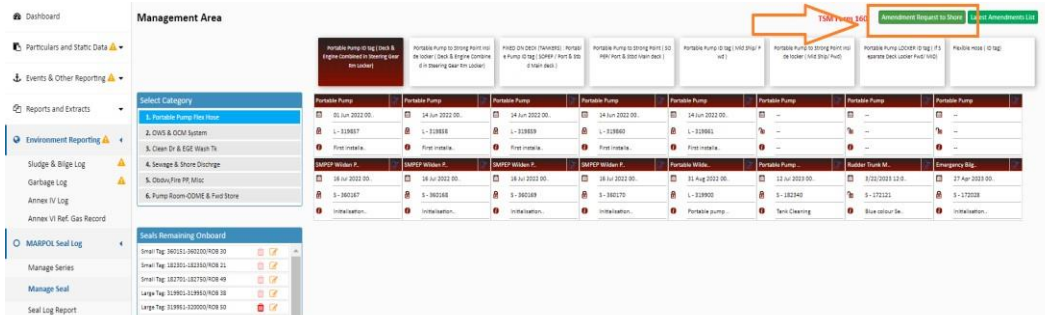
Are you sure, you want to delete this series?

NOTE: Delete Icon will be enabled only, if all the seals are “Spare” for that series.

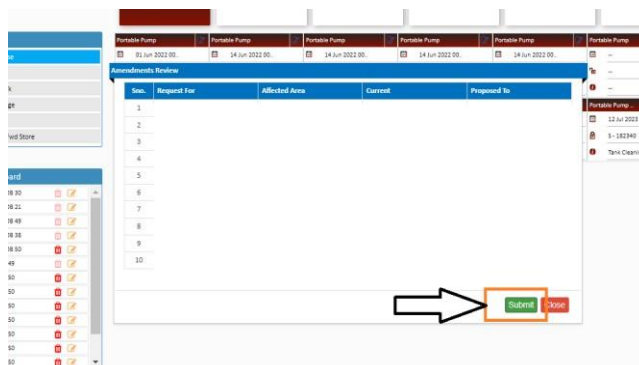
NAU Lite Seal Amendment Request

Step 5 – After the changes are made,

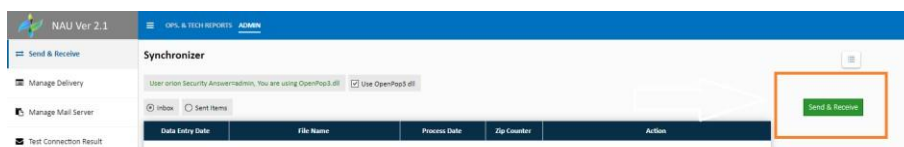
- Proceed to click on **“Amendment Request to Shore”** button



Step 6 – Click Submit Button (post reviewing the log)



Step 7 – Click on **Send and Receive Button on NAU** to export the request ashore.



=====END DOCUMENT=====